



# Load In & Vehicle Parking Info

NEW  
THEATRE  
ROYAL  
PORTSMOUTH

April 2023

# Welcome to the **New Theatre Royal, Portsmouth**



## **Load-In & Vehicle Parking Information**

The load-in bay at the New Theatre Royal is simple to find, there are details below. When you arrive at the venue, you need to reverse your vehicle up Spring Gardens to the roller doors at the end of the road. Load-In is straight onto the theatre stage, which has a 60cm drop from street level, accessed via a loading ramp.



# Driving into Portsmouth

## Portsmouth Clean Air Zone (CAZ)

In December 2022, PCC introduced a cleaner Air policy for Portsmouth.

Private vehicles and vans are exempt, however non-compliant private hire vehicles, HGV's, buses and coaches are charged, £10 a day for a car and £50 a day for a HGV. This is per calendar day and after midnight becomes a second day.

To check if your vehicle is likely to be charged to enter the CAZ in Portsmouth, please check out the [Cleaner Air Portsmouth](#) website.

If you need to check your vehicle against the UK Government Clean Air Zone regulations please visit [UK Government Drive in a clean air zone](#) webpage.

**Portsmouth's Clean Air Zone is enforced using ANPR (Automatic Number Plate Recognition)** which records the registration plate of vehicles travelling within the Portsmouth Clean Air Zone boundary. Motorists are made aware when they are about to enter the Clean Air Zone (CAZ) as every entry to the zone is clearly signed. The signs have a cloud symbol which is used on all clean air zones across the country. ***There are 55 cameras within the zone.***

If your vehicle is non-compliant, payment can be made via the UK Government website [HERE](#)

You are able to pay the CAZ charge up to 6 days in advance of entering the zone, and you have up to 6 days after. You will not receive a reminder that you've entered the CAZ and need to pay a charge so it is important that you check if you will need to pay.

The penalty charge for not paying the clean air zone charge in time is £120 (reduced to £60 if paid within 14 days). The penalty charge is payable in addition to the Clean Air Zone daily charge.

## Parking in Portsmouth

Unfortunately, we have no onsite parking at the Theatre, however there are various places to park in and around the New Theatre Royal.

If we are asked if parking is allowed in the loading bay, the answer has to be, 'at your own risk'. There are no special provisions for any visitors to New Theatre Royal to be excluded from parking tickets, therefore the New Theatre Royal cannot be held liable for any parking tickets issued. The local council have been very generous in the past and will often turn a blind eye to a vehicle still parked in the loading area, however we should observe the rules of a loading bay and remove all vehicles as soon as the Load-In is completed.

If you are traveling by car, parking can be quite costly in Portsmouth. At present it is £12 for a whole day parking in one of the local car parks. However, you can purchase a discounted 'Exit' ticket for approx £4 from the Box Office, for the local Isambard Brunel multi-storey car park. It is less than 5 minutes' walk from the Theatre, and secure, for cars and SUV's.

There is a flat carpark behind Starbucks in Alec Rose Lane, but this belongs to the University of Portsmouth and is for UoP Permit holders only from 6am – 6pm Monday to Friday. After 6pm to 6am weekdays it is a flat charge of £3.20 payable via paybyphone, and after 6pm Fridays, over the weekend until 6am Mondays it is a variable hourly rate, starting at £3.20 for 2 hours, again payable via paybyphone. Blue Badge holders do not get free parking.

Larger passenger vehicles can park in one of the flat car parks close to the theatre, which are located in the flat car park behind or next to the Multi-storey. This is pay on entry, but unfortunately, we do not have a facility to offer any discount.

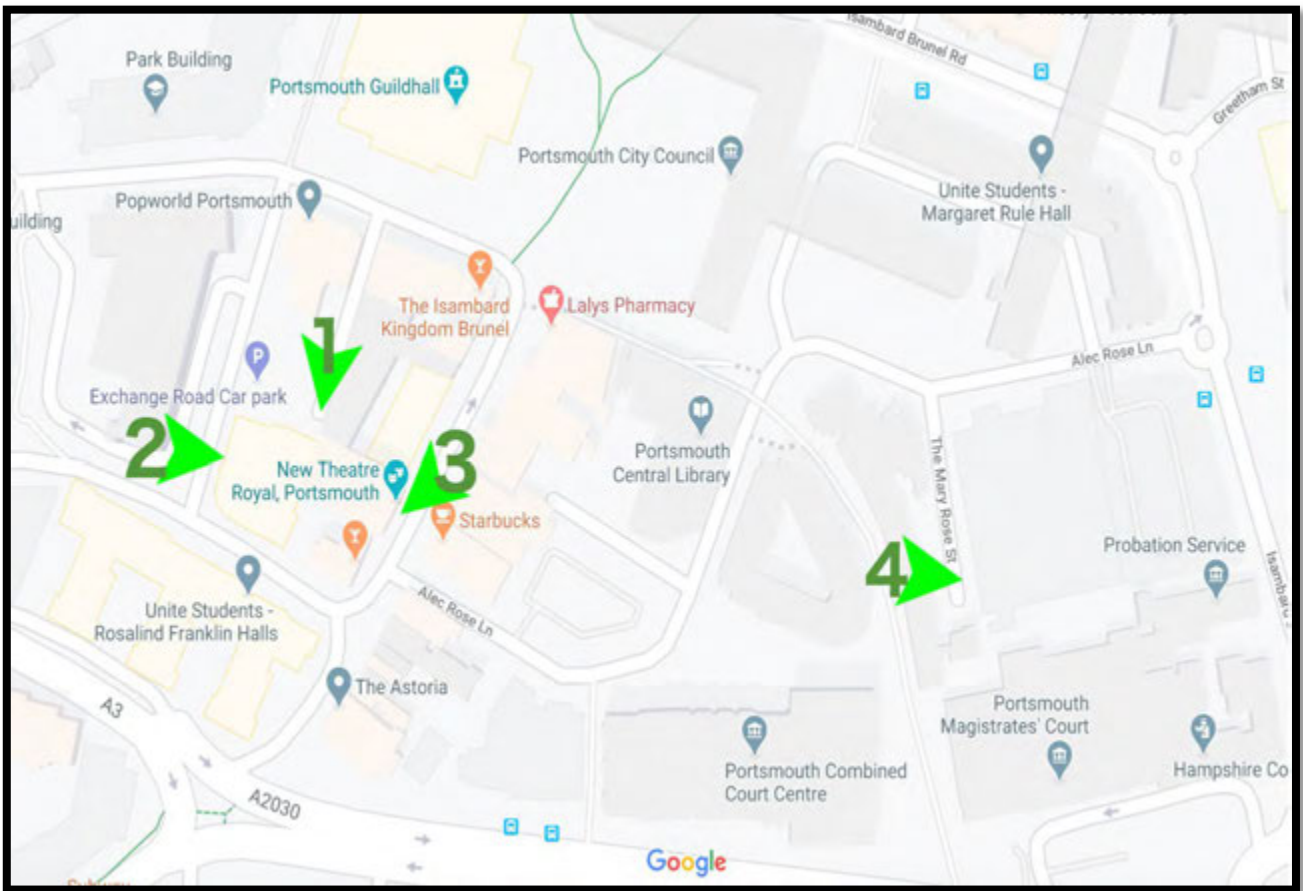
If you are leaving a larger vehicle, Van or Lorry, this needs to be parked either near the Portsmouth Museum or the Coach/Lorry Park near the D-Day Museum. Parking at the D Day Museum site is via Ringo. **Please see further information on the following pages.**

If you require any more information regarding your visit to New Theatre Royal do not hesitate to email [james.whitehead@newtheatreroyal.com](mailto:james.whitehead@newtheatreroyal.com) or [ben.rivers@newtheatreroyal.com](mailto:ben.rivers@newtheatreroyal.com) or [natalie.richeux@newtheatreroyal.com](mailto:natalie.richeux@newtheatreroyal.com)

or phone the Theatre on **023 9264 9000**



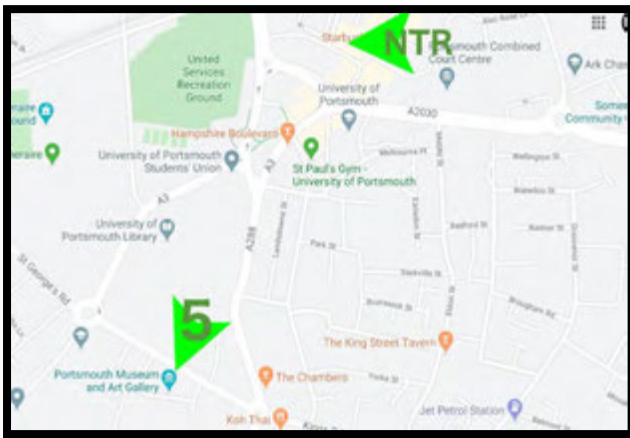
# Map 1 - Loading and parking sites adjacent to New Theatre Royal



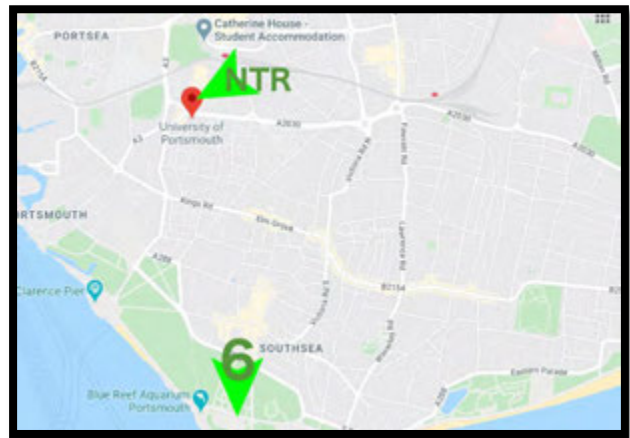
Location	Address and Postcode	GPS location	What 3 Words reference	Notes
Loading Dock <b>1</b>	Spring Gardens <b>PO1 2PT</b>	50.796697, -1.093434	happen.reject.ants	You will need to reverse up this single-track road as there is no room to turn around at the top
Stage Door <b>2</b>	Exchange Road <b>PO1 2DF</b> <i>(closest reference we can give you)</i>	50.796576, -1.093964	such.cares.stole	Please be aware that if there is no answer at the Stage Door, the Technicians may be on the stage awaiting your arrival at the Dock Door
Front of the Theatre <b>3</b>	20 – 24 Guildhall Walk <b>PO1 2DD</b>	50.796423, -1.093077	rods.launch.files	Pedestrianised area to the front of the venue, with access to the Box Office
Isambard Brunel Multi-storey car park <b>4</b>	Alec Rose Lane <b>PO1 2BX</b>	50.796259, -1.090271	spits.rare.buzz	The postal address for Isambard Brunel Car Park is in Alec Rose Lane, but the vehicle entrance is up the side in The Mary Rose Street

## Van, Truck and Lorry parking

### Map 2



### Map 3



### Map 2

Location	Address and Postcode	GPS location	What 3 Words reference	Notes
Museum Road Parking <b>5</b>	Museum Road <b>PO1 2LJ</b>	50.791697, -1.098781	basic.tool.picked	Good parking for long wheel-based Transit Vans or similar
New Theatre Royal <b>NTR</b>	20 – 24 Guildhall Walk <b>PO1 2DD</b>	50.796423, -1.093077	rods.launch.files	Pedestrianised area to the front of the venue, with access to the Box Office

### Map 3

Location	Address and Postcode	GPS location	What 3 Words reference	Notes
D-Day Museum Coach Park <b>6</b>	Clarence Esplanade <b>PO5 3NT</b>	50.779768, -1.090083	units.lamps.poker	Parking for Coaches and larger trucks / articulated vehicles
New Theatre Royal <b>NTR</b>	20 – 24 Guildhall Walk <b>PO1 2DD</b>	50.796423, -1.093077	rods.launch.files	Pedestrianised area to the front of the venue, with access to the Box Office